

- 1 Wall bracket (high security)
- 2 High security gate bracket pin
- 3 Padlock
- 4 Wall anchors (not supplied)
- 5 Vector high security kit packing leaflet

Application

Kit Ref. VECHSK00V1 can be applied to all VECTOR operators.

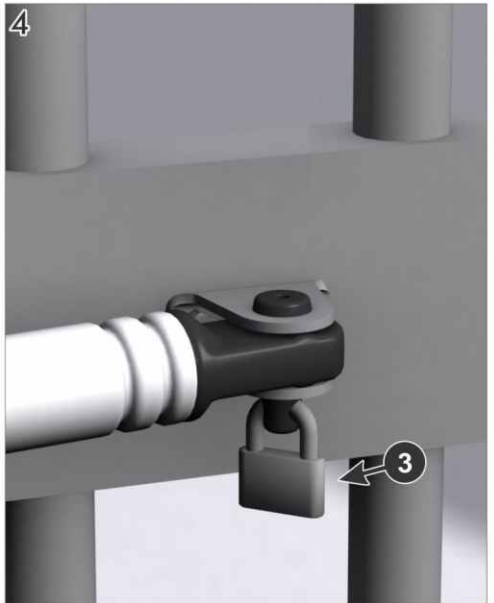


This kit is ideally suited to installations where optimum security is required, or when the gate is expected to be used frequently as in the case of light industrial installations.

By using a bracket with a wider bolt spacing, the effective loads on the wall anchors are reduced, resulting in better security and higher durability of the swing gate installation.

This kit is highly recommended for all light industrial installations, and can be combined with the wall adaptor kit for even better durability.

1. Position the wall bracket (1) according to the values provided in the Installation Manual in the section "Operator Installation".
2. Securely fasten the wall bracket (1) to the wall or gate pillar.
3. Fit the operator to the gate and wall brackets, and secure the pins in place by fitting the padlocks.

VECTOR2 High security kit



0.07.A.0102 22072013

www.centsys.com

E&OE Centurion Systems (Pty) Ltd reserves the right to change any product without prior notice