

# PoloSwitch

This relay card can be used on the PoloPhone system: to activate an external ringer when the call buttons (A / B) on the entry panel are pressed or as a secure gate trigger when the gate release buttons (1 / 2) are pressed on the cradle.

## Wiring:

Connect the card as if it was another component on the PoloPhone system: "1" and "2" terminals on the PoloSwitch are joined to corresponding "1" and "2" terminals on either the handset or entry panel.

## Power:

The PoloSwitch taps power off the PoloPhone 2-wire bus. Alternatively, the entire PoloPhone system can be powered from the PoloSwitch. Connect the 12V DC power supply to the "+" and "-" terminals on the PoloSwitch card.

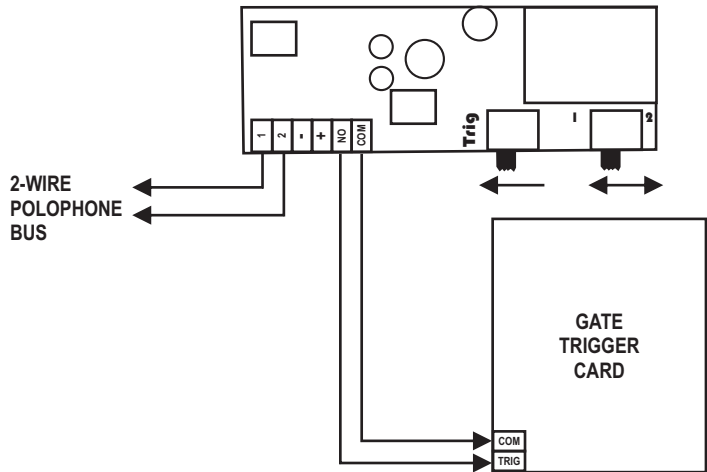

## Relay Contacts:

24V, 1A DC continuous rating.

### Gate Trigger:

- Select the "Trig" function.
- Select the required group, either "1" or "2".

The relay will be activated by either the top button ("1") or bottom button ("2") on the PoloPhone cradle depending on the group selected on the PoloSwitch.

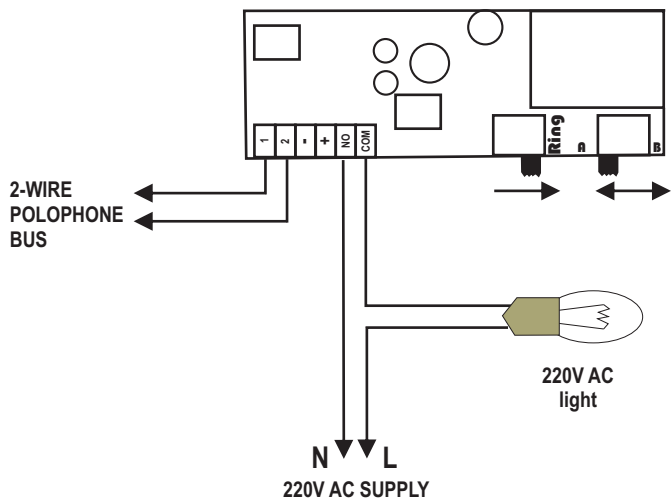



### External Buzzer:

The relay can be configured to activate in time with the ringing of the handsets

- Select the "Ring" function
- Select the group, either "A" or "B"

The relay will be activated by either the top button ("A") or bottom button ("B") on the PoloPhone entry panel, or by a cradle in a different group.



Manufactured by:  
CENTURION SYSTEMS  
148 Epsom Avenue, North Riding, Randburg,  
SOUTH AFRICA.  
Tel: +27(0)11-699-2400 Fax: +27(0)11-704-3412  
(Omit (0) when dialing from outside South Africa)

www.centsys.co.za  
email: sales@centsys.co.za

